

Recipes for Success

Practical Activities to Help Your Child Succeed

FEBRUARY 2020

Refrigerator Poster

Just hang your *Recipes* poster on the refrigerator and sneak in an activity when you have a few minutes. These fun activities will help develop school success and positive behavior. Check off each box as you complete the "recipe."

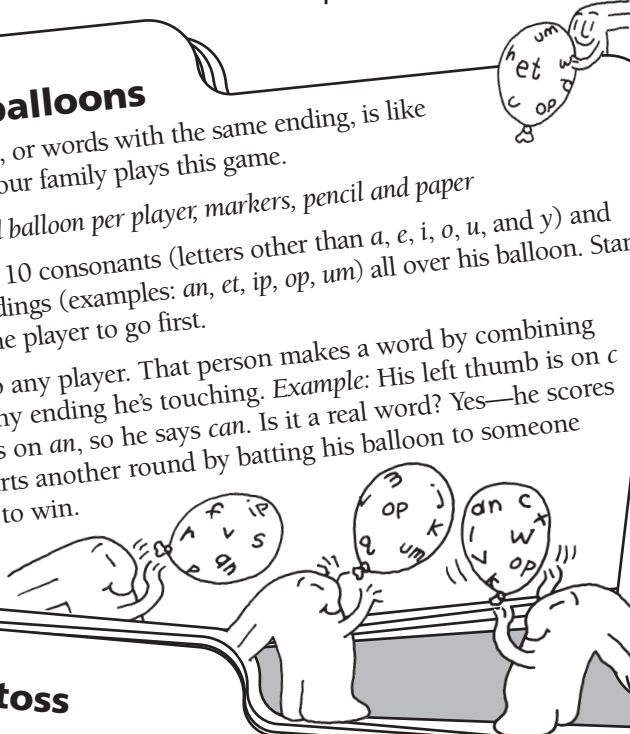
READING Word-family balloons

Exploring word families, or words with the same ending, is like being at a party when your family plays this game.

Ingredients: one inflated balloon per player, markers, pencil and paper

Have each player write 10 consonants (letters other than a, e, i, o, u, and y) and five common word endings (examples: an, et, ip, op, um) all over his balloon. Stand in a circle, and pick one player to go first.

He bats his balloon to any player. That person makes a word by combining any consonant and any ending he's touching. Example: His left thumb is on c and his right pinky is on an, so he says can. Is it a real word? Yes—he scores a point. Then, he starts another round by batting his balloon to someone else. Earn 10 points to win.




SEQUENCING Put on a skit

Acting out story events in order boosts your child's sequencing skills, an important part of reading comprehension.

Ingredients: picture book, three index cards, pencil

Read a book together. On each index card, have your youngster write a short summary of each part of the story: the beginning, the middle, and the end. Shuffle the cards, and give one to each family member.

The person with the "beginning" card acts out that part of the story. The second family member acts out the middle, and the third person acts out the end. (If there are fewer people, one actor goes twice. In a larger family, two people act out a part together.)




FRACTIONS Egg-carton toss

Don't throw away that empty egg carton! It makes the perfect tool for working with fractions.

Ingredients: empty egg cartons (lids cut off), scissors, buttons

Cut an egg carton to make a piece with 3 "dimples" (sections). Let your child put that piece on the floor, stand a few feet away, and try to lob in a few buttons. What fraction of the carton contains buttons? If buttons land in 2 of the 3 sections, it's $\frac{2}{3}$. Have her empty the carton and toss again. Since there are 3 spots, the denominator (bottom number) will always be 3.

To play with a different denominator, she could use a half-dozen carton (6 spots = a denominator of 6, for sixths) or a whole carton (twelfths). Or cut a carton into a 4-section piece for fourths or a 2-section piece for halves.



WRITING

Suggest that your child write letters about her school to different people. She'll practice writing for an audience by deciding what to tell them. In a letter to her little brother, she might describe a typical school day. If she writes to the governor, she could explain why her school deserves an award.



SAFETY

Ask your youngster to help you test your home's smoke detectors. Together, mark a calendar or set a phone reminder to check the batteries monthly (maybe the day you pay your electric bill). Have him note when you replace them, and be sure it's at least once a year.



Recipes for Success

Practical Activities to Help Your Child Succeed


HISTORY Life in the "old days"

Foster interest in the past by having your child imagine life in a different era.

Ingredients: paper, pencil

What was life like long ago? Let your youngster pick a location and time period, then look up facts and write a story placing herself there.

Say she chooses California during the 1800s. She might imagine panning for gold during the Gold Rush. Her story could include details like what kind of transportation she used, what she ate and wore, and what type of home she lived in. How does that life compare to her life now—and which era would she rather live in?



Congratulations!

We finished _____ activities together on this poster.

Signed (parent or adult family member)

Signed (child)

FEBRUARY 2020

ADDITION

Play this addition memory game with your youngster. Have him cut paper into 12 squares. Let him write addition problems ($2 + 7$, $21 + 4$) on half of them and the answers (9, 25) on the rest. Place the squares face-down in even rows and columns. Take turns flipping over two squares at a time, and keep any matches. Collect the most matches to win.



READING

Let your child create a bookmark that will help her connect with stories she reads. On a strip of cardboard, have her write sentence starters, such as "The setting reminds me of..." or "I was surprised when..." She can complete the sentences after she finishes reading.



OBSERVATION

Boost your youngster's powers of observation with this idea. Face each other for 20 seconds. Look carefully at one another, then turn around. Now change two things each (untuck your shirt, remove your watch), and turn back around. What is different about the other person?



Character Corner

SELF-RELIANCE

If your child gets stuck while doing homework, it's natural to want to rescue him. Instead, help him find a way to get the job done himself. *Example:* "How about a 10-minute break? Then you can take a fresh look at your work."



FRIENDLINESS

With your youngster, list ways to be friendly. Encourage her to try as many as possible in a day or week. She could wave at a custodian, ask a neighbor about his day, or say hello to the cashier at a store.



GENEROSITY

Teach your child to be generous with his time—no money required. He might let a classmate who's in a hurry go ahead of him in line for the pencil sharpener. Or perhaps he'll attend a friend's sporting event or offer to proofread a classmate's story.



LISTENING

Sit in a circle. Let someone sing a line from a song. The next person has to listen carefully for the last letter of that line and then use it to start a line from another song. ("Merrily, merrily, merrily, merrily." "You are my sunshine.") Keep going until everyone has had a turn.

